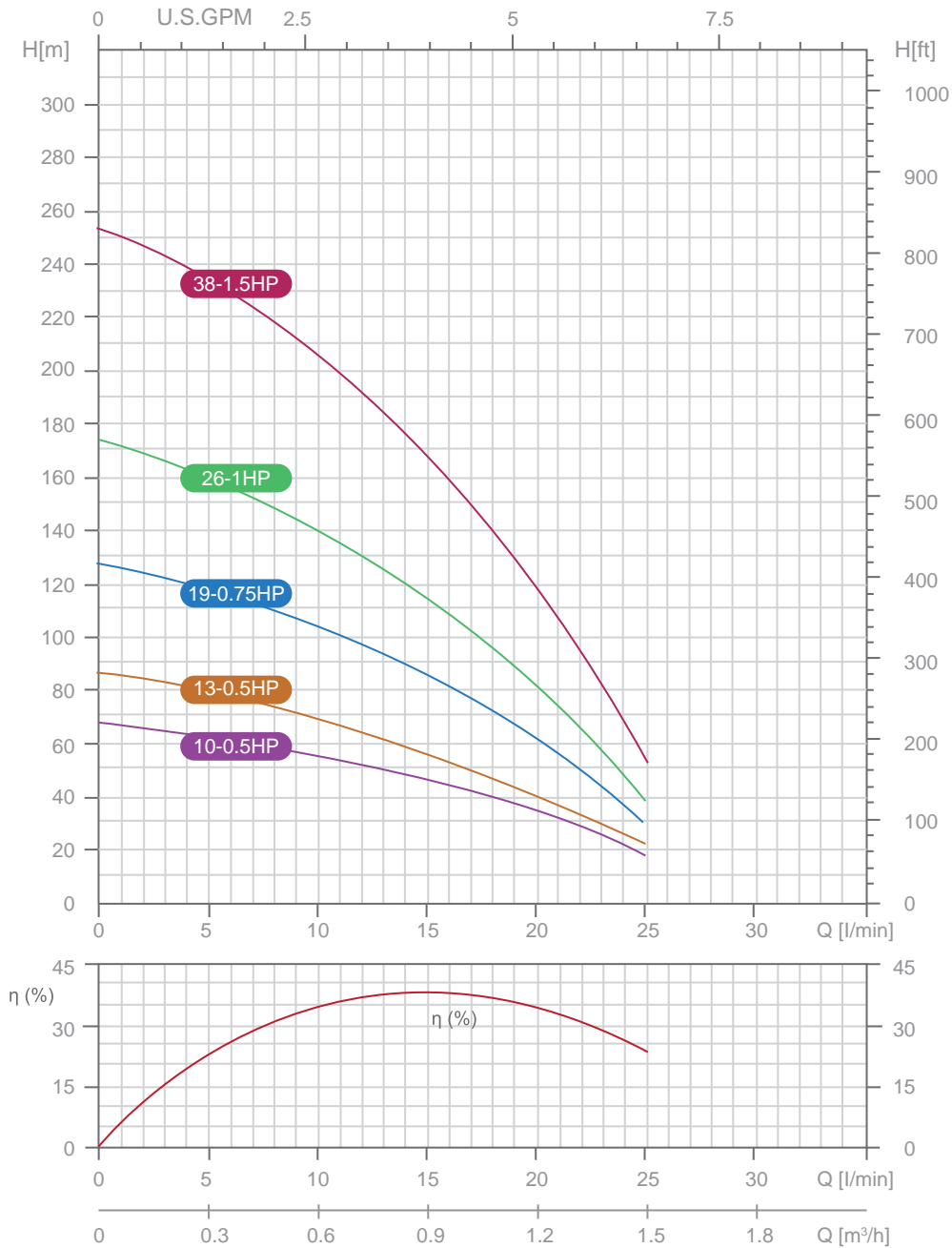


ST PERFORMANCE DATA - 50 Hz

6



ST 5

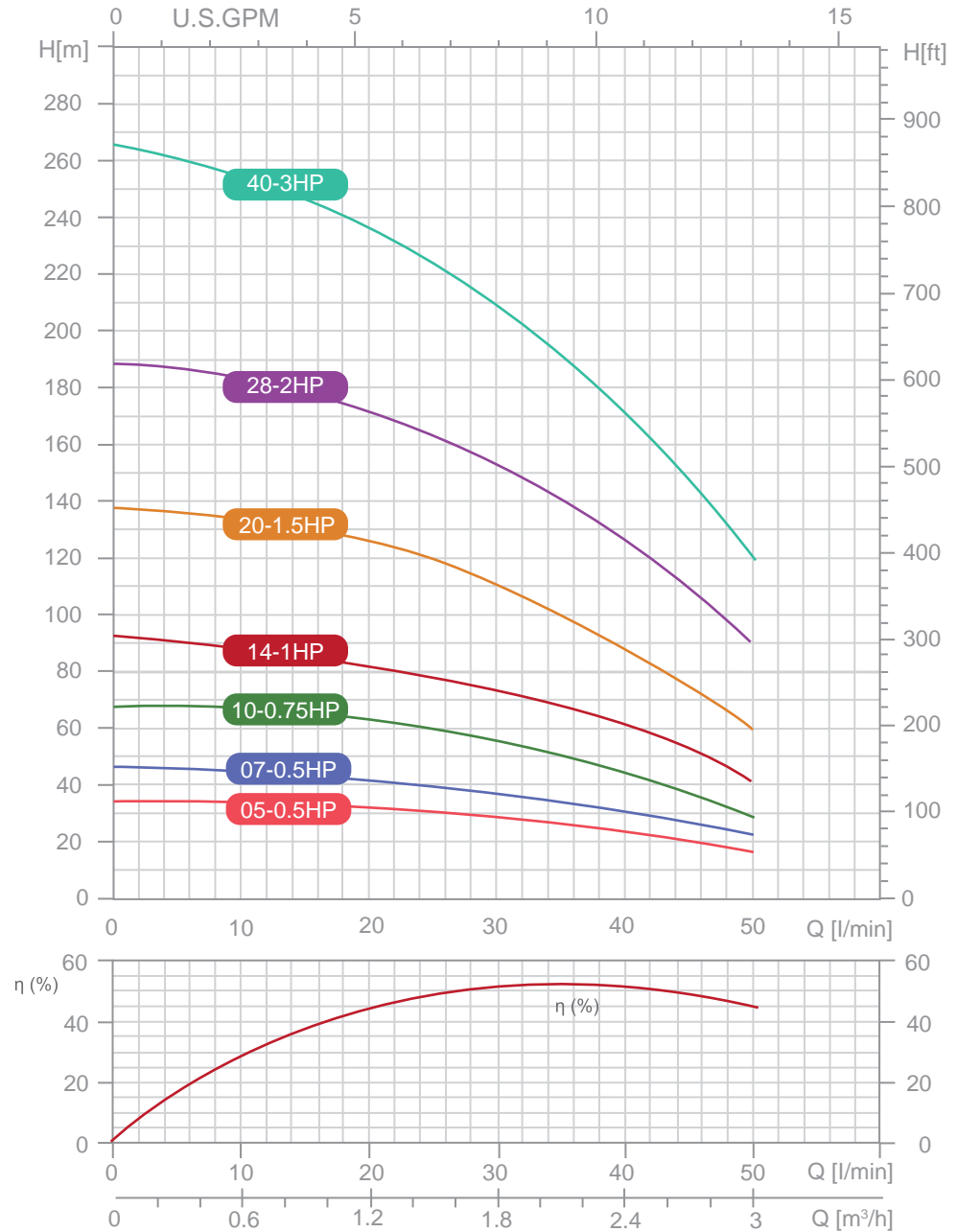
TYPE	N. OF STAGES	MOTOR		PUMP		
		KW	HP	L (mm)	DN (RPT or NPT)	kg
ST 0510	10	0.37	0.50	324	1.25"	3.3
ST 0513	13	0.37	0.50	377	1.25"	3.7
ST 0519	19	0.55	0.75	481	1.25"	4.7
ST 0526	26	0.75	1.00	642	1.25"	5.8
ST 0538	38	1.1	1.50	864	1.25"	8.2

TYPE	Q	DELIVERY					
		HEAD Hm					
		M³/hr	0.3	0.6	0.9	1.2	1.5
	L/min	0	5	10	15	20	25
ST 0510		67	63	55	46	33	18
ST 0513		86	78	70	56	42	23
ST 0519		126	118	105	86	60	30
ST 0526		173	160	141	117	81	39
ST 0538		253	234	208	169	117	52

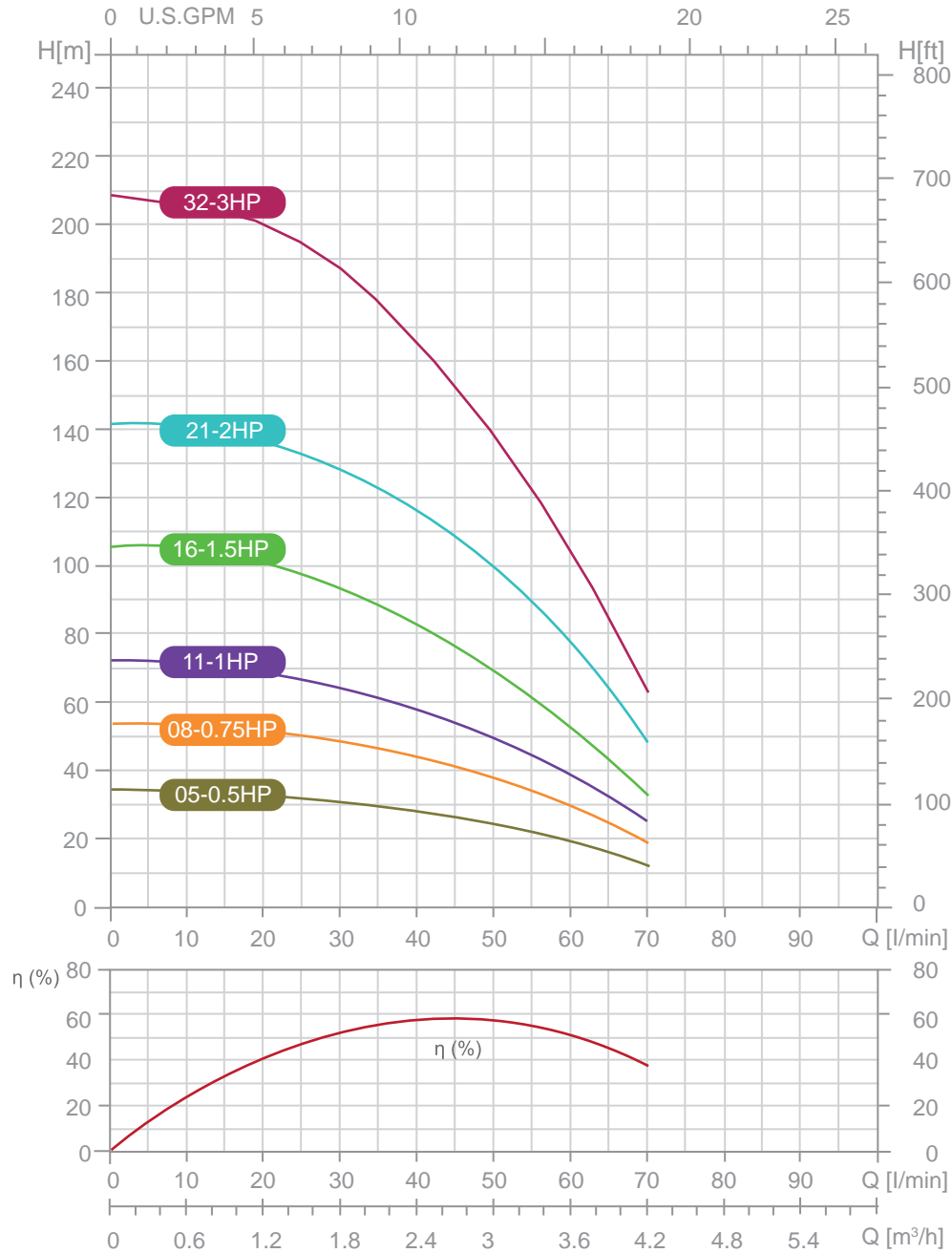
ST 10

TYPE	N. OF STAGES	MOTOR		PUMP		
		KW	HP	L (mm)	DN (RPT or NPT)	kg
ST 1005	5	0.37	0.50	245	1.25"	2.6
ST 1007	7	0.37	0.50	280	1.25"	2.9
ST 1010	10	0.55	0.75	332	1.25"	3.5
ST 1014	14	0.75	1.00	402	1.25"	4.2
ST 1020	20	1.10	1.50	507	1.25"	5.3
ST 1028	28	1.50	2.00	680	1.25"	7.1
ST 1040	40	2.20	3.00	914	1.25"	10.1

TYPE	Q	DELIVERY						
		HEAD H [m]						
		M ³ /hr	0	1.5	1.8	2.1	2.4	2.7
	L/min	0	25	30	35	40	45	50
ST 1005		33	28	26	24	20	17	13
ST 1007		47	39	35	32	28	24	19
ST 1010		67	56	52	47	41	36	27
ST 1014		93	78	73	66	57	50	37
ST 1020		133	113	104	97	82	72	53
ST 1028		187	158	146	130	115	97	74
St 1040		267	226	208	186	164	136	106



ST PERFORMANCE DATA - 50 Hz



ST 13

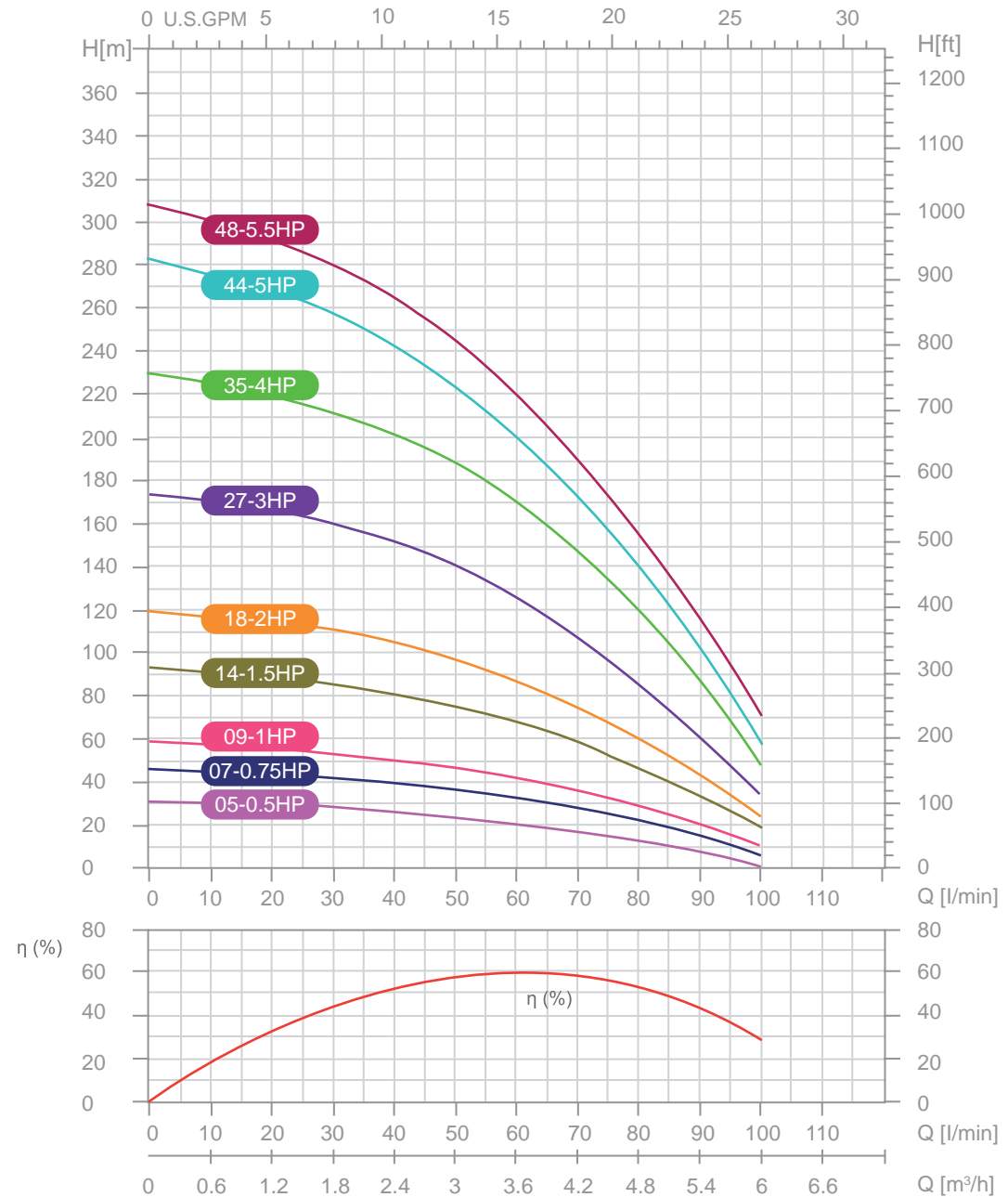
TYPE	N. OF STAGES	MOTOR		PUMP		
		KW	HP	L (mm)	DN (RPT or NPT)	kg
ST 1305	5	0.37	0.50	236	1.25"	2.5
ST 1308	8	0.55	0.75	289	1.25"	2.9
ST 1311	11	0.75	1.00	342	1.25"	3.4
ST 1316	16	1.10	1.50	430	1.25"	4.2
ST 1321	21	1.50	2.00	519	1.25"	5.0
ST 1332	32	2.20	3.00	749	1.25"	7.1

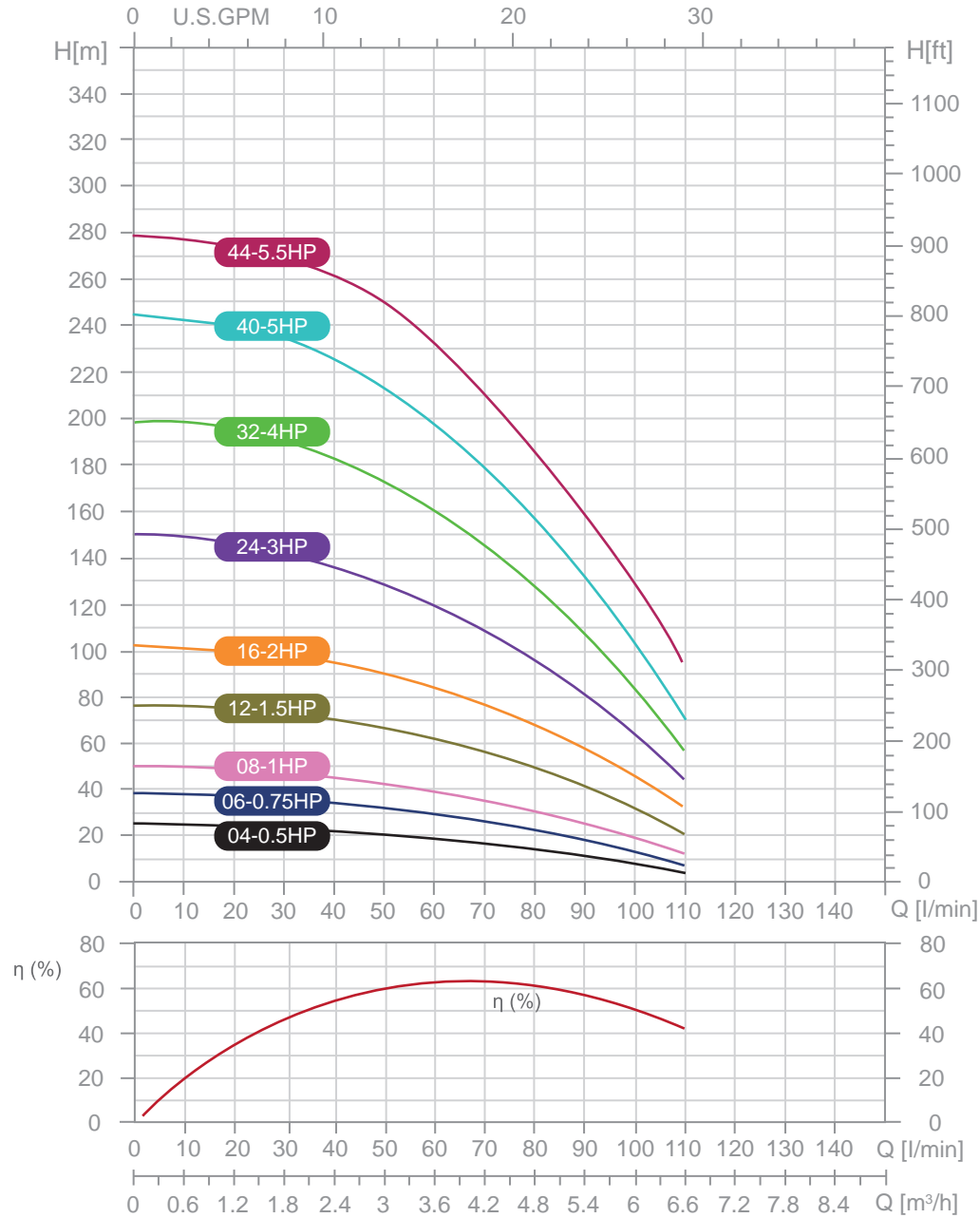
TYPE	Q	DELIVERY							
		M ³ /hr	0	2.1	2.4	2.7	3.0	3.6	4.2
		L/min	0	35	40	45	50	60	70
ST 1305	HEAD H m	34	29	27	25	23	18	12	
ST 1308		54	46	43	41	38	30	19	
ST 1311		72	61	58	54	49	38	28	
ST 1316		106	89	83	77	70	54	34	
ST 1321		142	122	115	108	100	79	49	
ST 1332		208	177	165	152	138	104	64	

ST 18

TYPE	N. OF STAGES	MOTOR		PUMP		
		KW	HP	L (mm)	DN (RPT or NPT)	kg
ST 1805	5	0.37	0.50	257	1.25"	2.7
ST 1807	7	0.55	0.75	301	1.25"	3.0
ST 1809	9	0.75	1.00	344	1.25"	3.3
ST 1814	14	1.10	1.50	452	1.25"	4.1
ST 1818	18	1.50	2.00	538	1.25"	4.7
ST 1827	27	2.20	3.00	767	1.25"	6.2
ST 1835	35	3.00	4.00	934	1.25"	7.9
ST 1844	44	3.70	5.00	1128	1.25"	9.3
ST 1848	48	4.00	5.50	1253	1.25"	9.9

TYPE	Q	DELIVERY							
		M ³ /hr	0	3.0	3.6	4.2	4.8	5.4	6.0
		L/min	0	50	60	70	80	90	100
ST 1805	HEAD H m	33	22	21	17	13	8	3	
ST 1807		46	36	33	28	21	13	7	
ST 1809		59	47	43	37	28	20	10	
ST 1818		93	76	68	58	47	33	19	
ST 1827		120	98	88	75	60	42	25	
ST 1835		175	141	127	109	87	61	35	
ST 1835		231	184	166	145	119	85	49	
ST 1844		285	223	201	173	139	99	55	
ST 1848		322	245	228	198	160	118	70	





ST 25

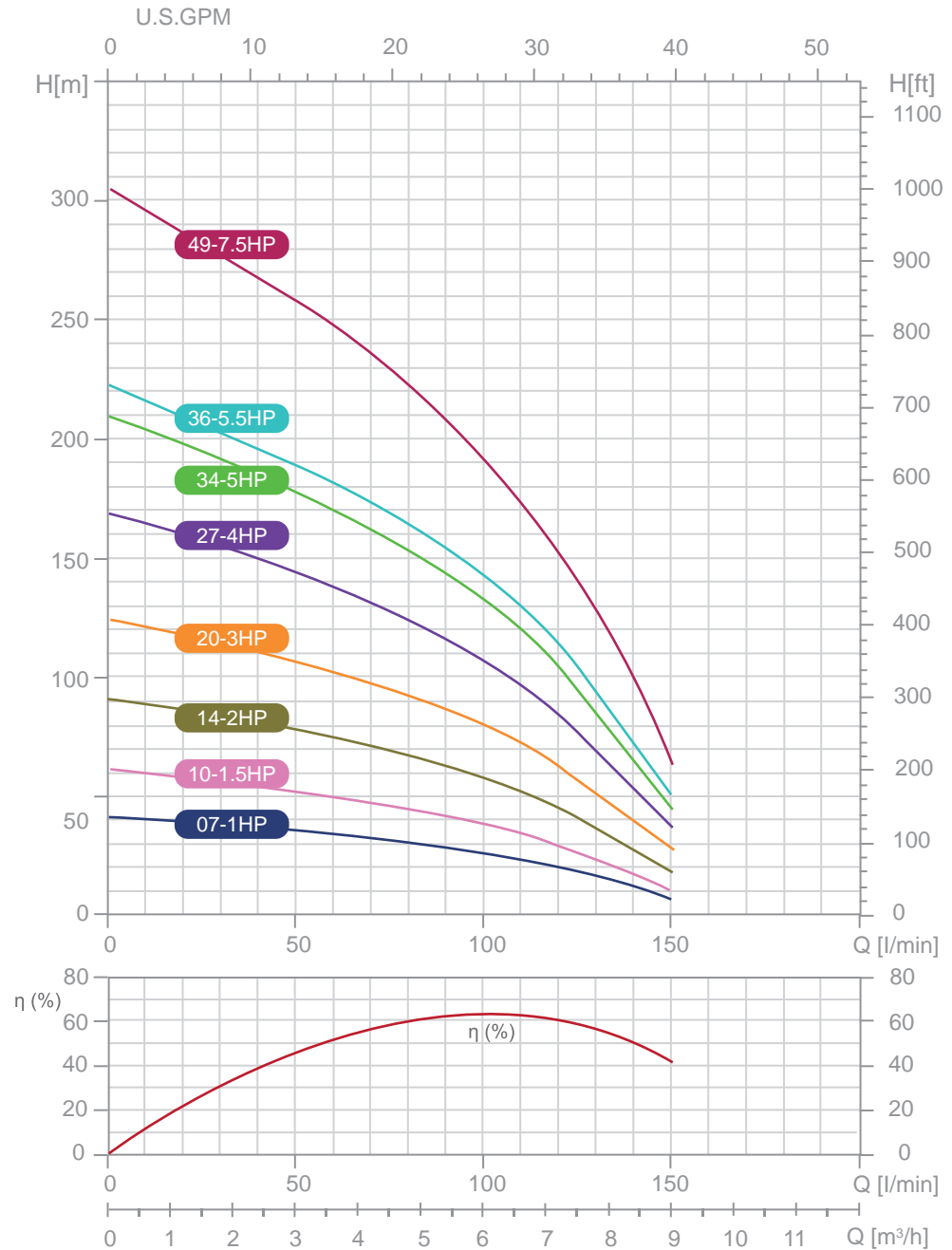
TYPE	N. OF STAGES	MOTOR		PUMP		
		KW	HP	L (mm)	DN (RPT or NPT)	kg
ST 2504	4	0.37	0.50	247	1.25"	2.4
ST 2506	6	0.55	0.75	296	1.25"	2.9
ST 2508	8	0.75	1.00	345	1.25"	3.3
ST 2512	12	1.10	1.50	433	1.25"	4.1
ST 2516	16	1.50	2.00	542	1.25"	5.0
ST 2524	24	2.20	3.00	777	1.25"	6.6
ST 2532	32	3.00	4.00	965	1.25"	8.7
ST 2540	40	3.70	5.00	1160	1.25"	10.4
ST 2544	44	4.00	5.50	1296	1.25"	11.2

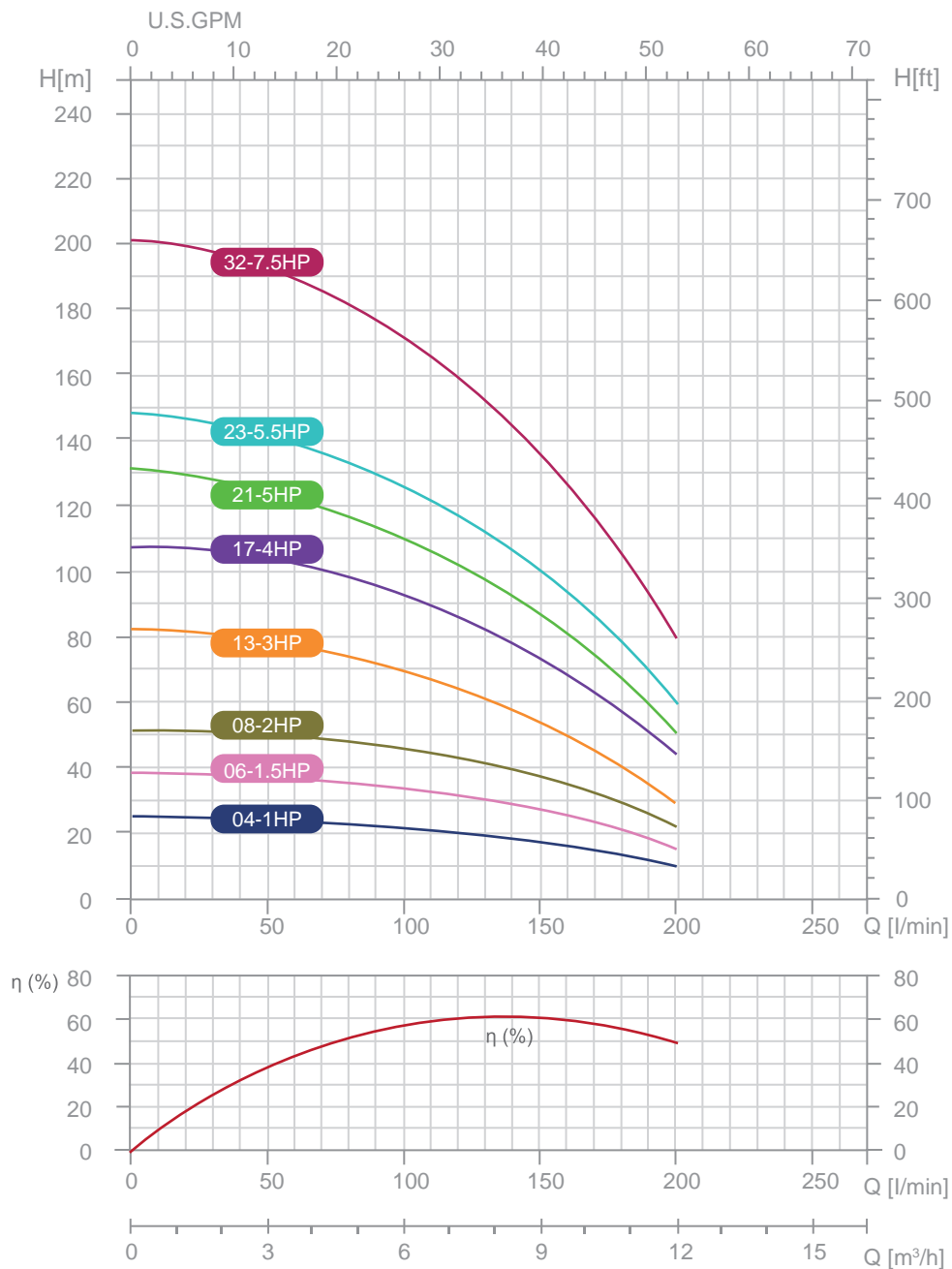
TYPE	Q	DELIVERY							
		M ³ /hr	0	3.6	4.2	4.8	5.4	6.0	6.6
		L/min	0	60	70	80	90	100	110
ST 2504	HEAD H m		26	19	17	14	11	7	4
ST 2506			38	30	26	22	18	12	8
ST 2508			51	39	35	30	24	18	14
ST 2512			77	63	57	49	41	31	21
ST 2516			102	86	77	68	57	46	34
ST 2524			151	122	111	97	80	62	44
ST 2532			203	162	146	127	105	80	59
ST 2540			253	202	182	159	131	102	70
ST 2544			278	230	210	187	159	127	94

ST 35

TYPE	N. OF STAGES	MOTOR		PUMP		
		KW	HP	L (mm)	DN (RPT or NPT)	kg
ST 3507	7	0.75	1.00	390	2"	3.7
ST 3510	10	1.10	1.50	483	2"	4.6
ST 3514	14	1.50	2.00	607	2"	5.7
ST 3520	20	2.20	3.00	831	2"	7.5
ST 3527	27	3.00	4.00	1048	2"	9.6
ST 3534	34	3.70	5.00	1257	2"	11.6
ST 3536	36	4.00	5.50	1318	2"	12.2
ST 3549	49	5.50	7.50	1802	2"	15.9

TYPE	Q	DELIVERY							
		M ³ /hr	0	5.4	6	6.6	7.2	7.8	9
		L/min	0	90	100	110	120	130	150
ST 3507	HEAD H[m]	42	28	25	22	19	15	8	
ST 3510		62	41	38	34	29	23	12	
ST 3514		90	63	59	53	46	37	19	
ST 3520		125	86	80	71	62	52	29	
ST 3527		169	115	107	96	84	70	39	
ST 3534		208	143	132	120	103	86	48	
ST 3536		221	154	143	127	112	93	49	
ST 3549		302	209	193	171	151	123	64	





ST 40

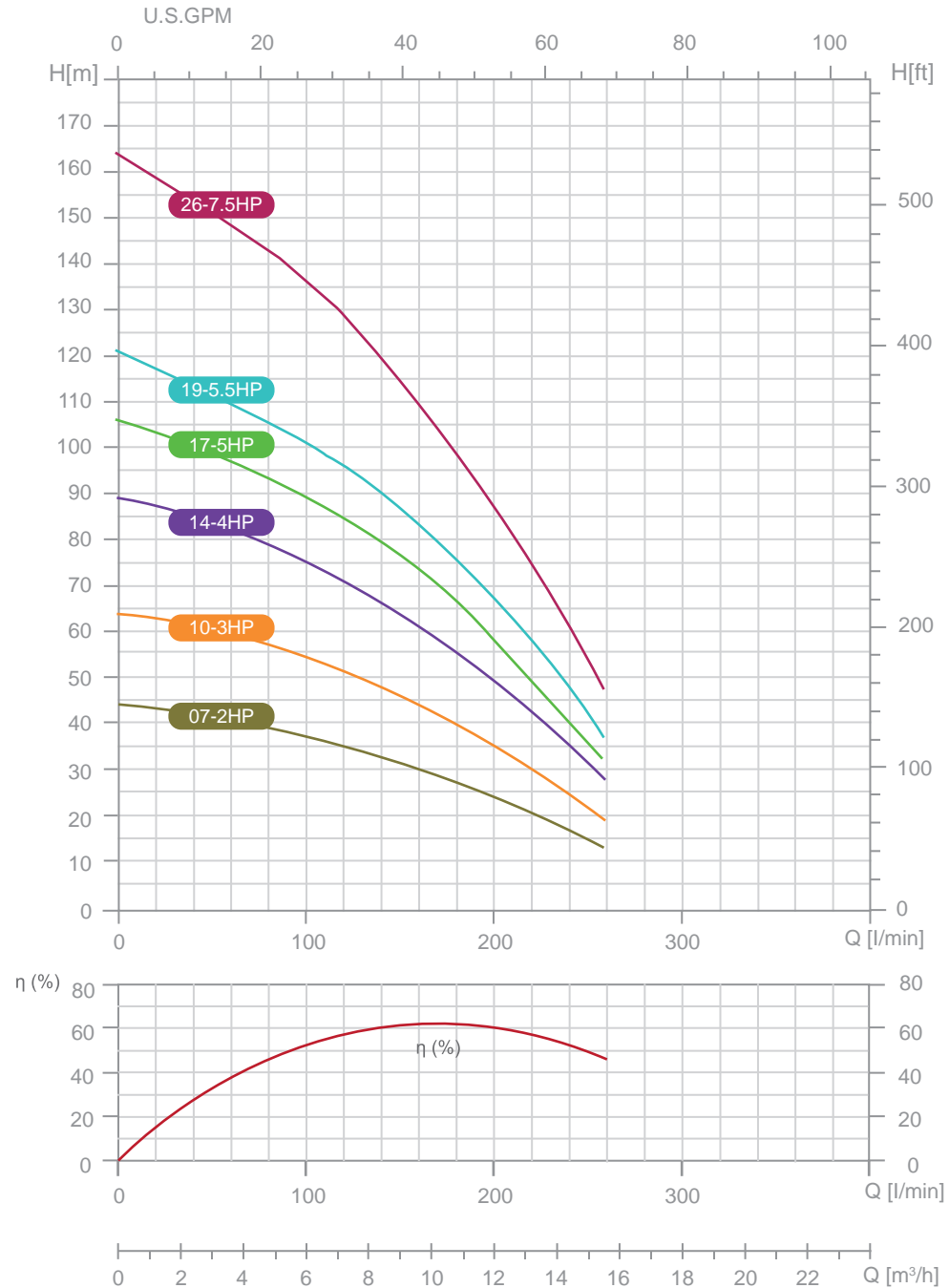
TYPE	N. OF STAGES	MOTOR		PUMP		
		KW	HP	L (mm)	DN (RPT or NPT)	kg
ST 4004	4	0.75	1.00	294	2"	2.8
ST 4006	6	1.10	1.50	356	2"	3.4
ST 4008	8	1.50	2.00	418	2"	4.0
ST 4013	13	2.20	3.00	573	2"	5.5
ST 4017	17	3.00	4.00	697	2"	6.6
ST 4021	21	3.70	5.00	859	2"	7.8
ST 4023	23	4.00	5.50	921	2"	8.4
ST 4032	32	5.50	7.50	1238	2"	11.0

TYPE	Q	DELIVERY							
		M ³ /hr	0	7.2	7.8	8.4	9.0	9.6	12
		L/min	0	120	130	140	150	160	200
ST 4004	HEAD H m	26	21	20	19	18	17	11	
ST 4006		39	32	30	29	27	26	18	
ST 4008		52	43	40	39	37	35	24	
ST 4013		82	66	62	59	53	50	30	
ST 4017		108	87	83	79	75	70	47	
ST 4021		132	103	98	93	88	82	52	
ST 4023		148	118	113	108	101	95	60	
ST 4032		202	160	151	143	133	125	80	

ST 60

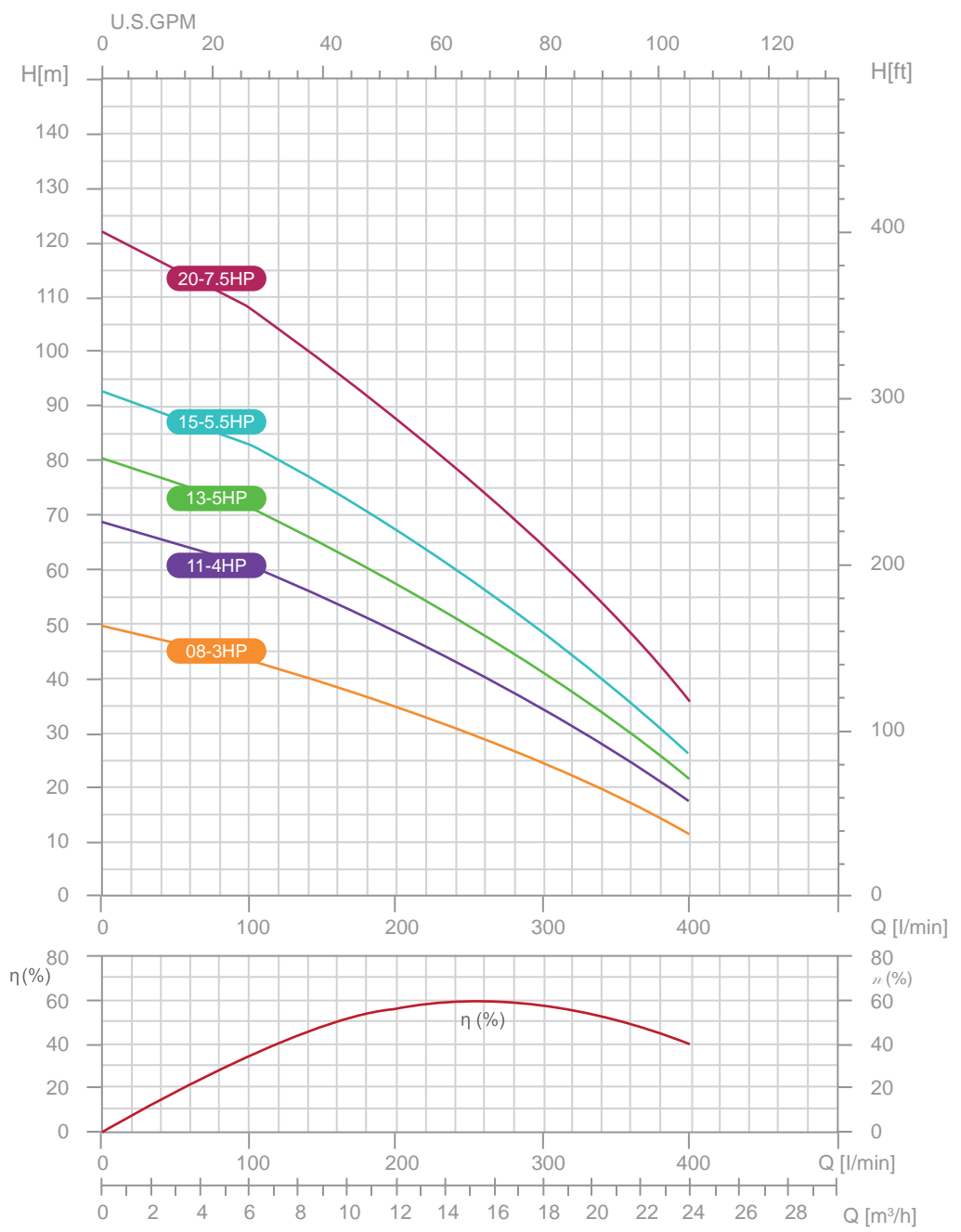
TYPE	N. OF STAGES	MOTOR		PUMP		
		KW	HP	L (mm)	DN (RPT or NPT)	kg
ST 6007	7	1.50	2.00	534	2"	5.3
ST 6010	10	2.20	3.00	690	2"	6.7
ST 6014	14	3.00	4.00	989	2"	8.6
ST 6017	17	3.70	5.00	1092	2"	10.1
ST 6019	19	4.00	5.50	1195	2"	11.0
ST 6026	26	5.50	7.50	1559	2"	14.3

TYPE	Q	DELIVERY							
		M ³ /hr	0	9.6	10.8	12.0	13.0	14.4	15.6
		L/min	0	160	180	200	220	240	260
ST 6007	HEAD H m	45	31	28	25	22	18	14	
ST 6010		64	44	41	36	32	26	20	
ST 6014		89	62	56	49	43	35	29	
ST 6017		107	74	67	59	51	42	33	
ST 6019		120	89	76	68	58	48	38	
ST 6026		163	111	100	87	75	61	47	



ST PERFORMANCE DATA - 50 Hz

ST 80



TYPE	N. OF STAGES	MOTOR		PUMP		
		KW	HP	L (mm)	DN (RPT or NPT)	kg
ST 8008	8	2.20	3.00	676	2"	6.3
ST 8011	11	3.00	4.00	880	2"	8.1
ST 8013	13	3.70	5.00	1013	2"	9.3
ST 8015	15	4.00	5.50	1149	2"	10.5
ST 8020	20	5.50	7.50	1489	2"	13.5

TYPE	Q	DELIVERY							
		M ³ /hr	0	15.6	16.8	18.0	19.2	20.4	24.0
		L/min	0	260	280	300	320	340	400
ST 8008	HEAD H m	51	29	27	24	20	18	13	
ST 8011		70	41	38	34	30	27	18	
ST 8013		81	48	45	41	36	32	23	
ST 8015		97	58	54	50	43	39	27	
ST 8020		125	74	70	65	56	44	36	