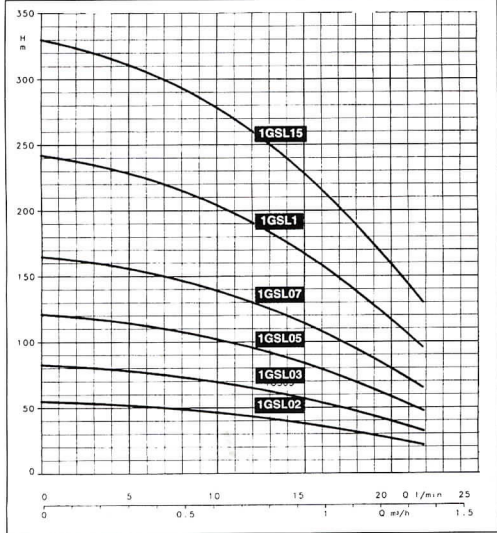
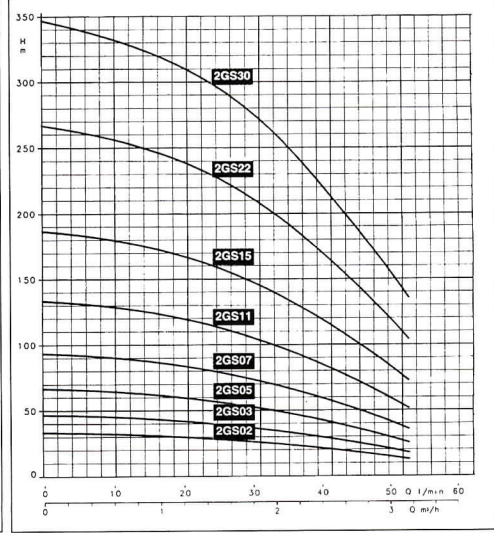


PERFORMANCE CURVES AT 2850 RPM

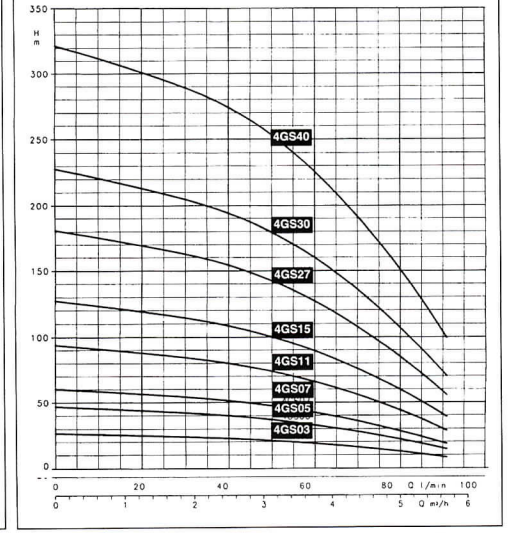
1GS



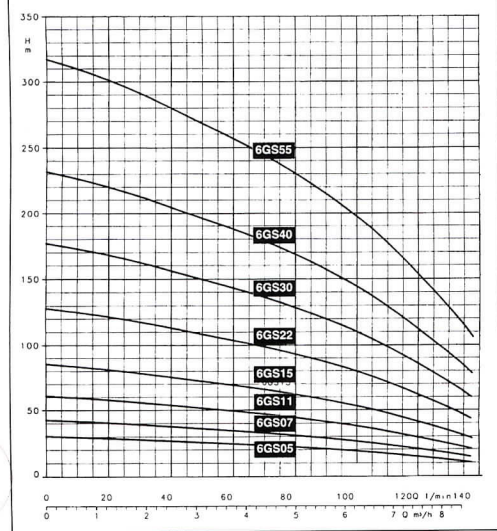
2GS



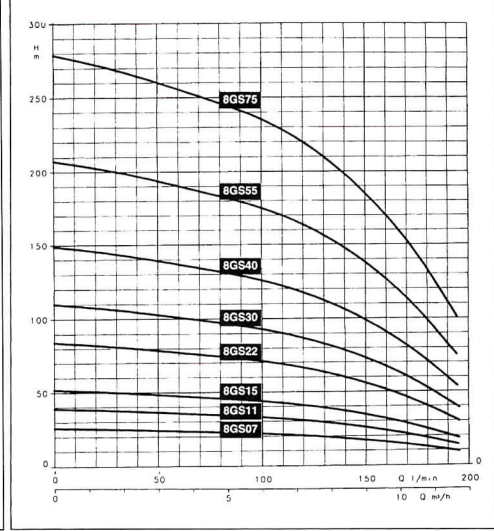
4GS



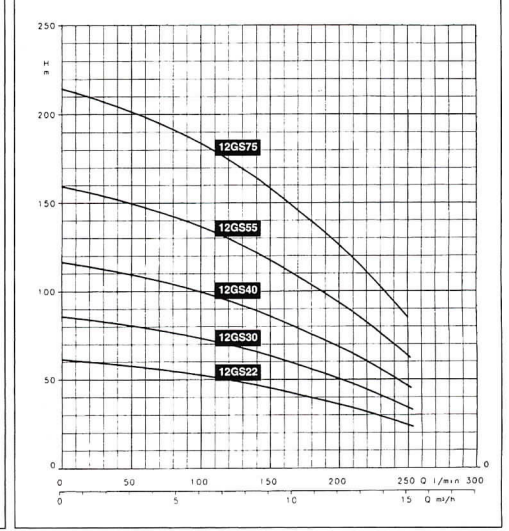
6GS



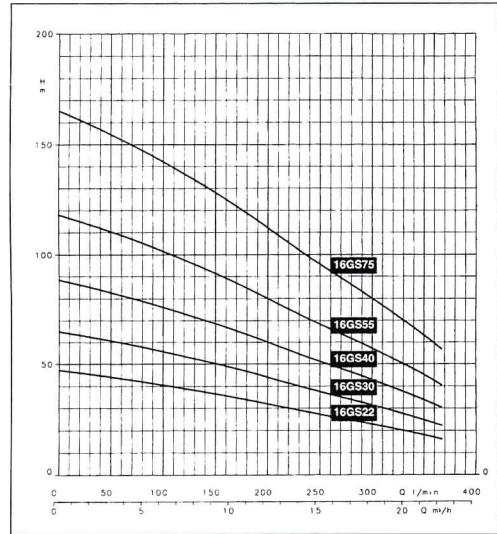
8GS



12GS



16GS



GS Series Motor Selection Chart

Series	Motor Size kW											
	Model	0.25	0.37	0.55	0.75	1.10	1.50	2.20	3.00	4.00	5.50	7.50
1GSL	02	03	05	07	11	15						
2GS	02	03	05	07	11	15	22	30				
4GS		03	05	07	11	15	22	30	40			
6GS			05	07	11	15	22	30	40	55		
8GS				07	11	15	22	30	40	55	75	
12GS						15	22	30	40	55	75	
16GS							22	30	40	55	75	

ITT FTI (Australia) Pty Ltd
 18 Commercial Drive, Dandenong South
 Victoria, 3175 Australia
 Tel: +61 (0)3 9706 5066 Fax: +61 (0)3 9706 6065

Note: The information provided on these pages is for guidance only. ITT Industries accepts no responsibility for the misuse or misapplication of this information. All specifications are subject to change without notice.